

SYSTEM

1 2 3

- SLIDING GATE
- BI-PARTING SL. GATE
- SINGLE SWING GATE
- DOUBLE SWING GATE
- DUTCH DOOR
- SERVICE WICKET DOOR

RACK GUARDS

NOTES

**SYSTEM 1
FREE STANDING**

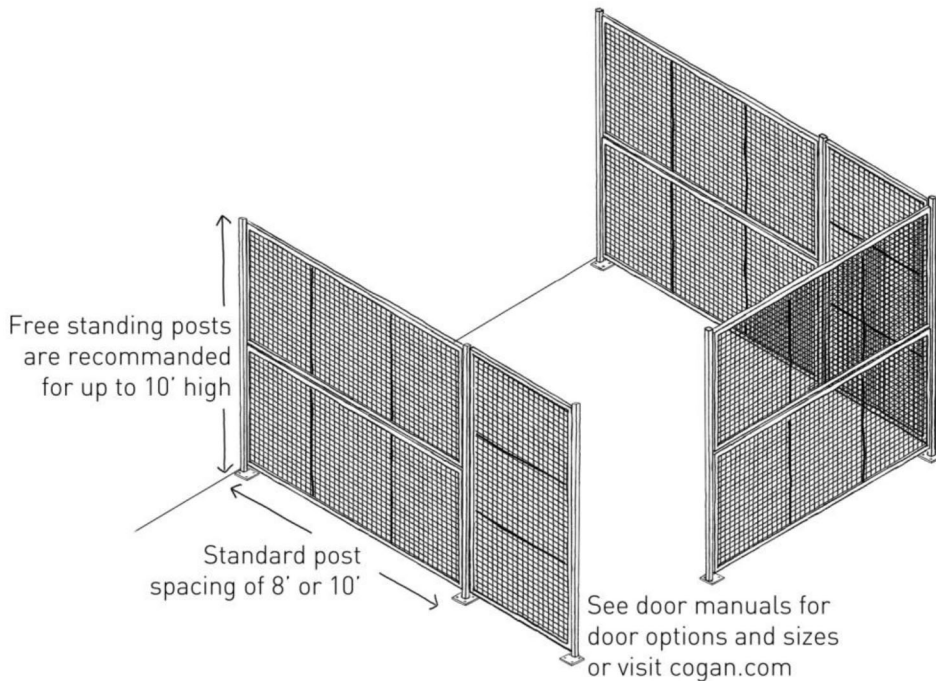
- FREE STANDING 2"x2" POST WITH WELDED 6"x6" BASE PLATES

Copyright © March 2012,
Cogan Wire and Metal Products Ltd.

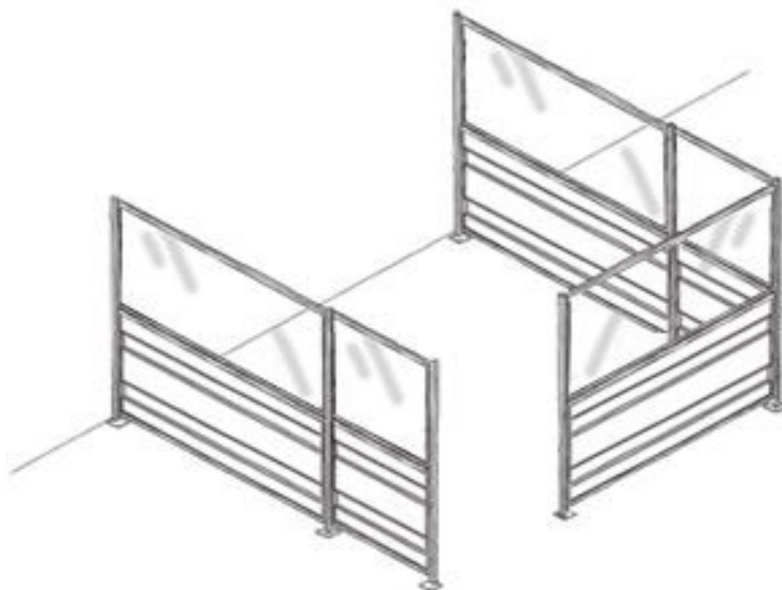
All rights reserved

For the most current release of this manual,
please visit our website at www.cogan.com

V.2012.1



Sheet Metal and Lexan panels are installed the same way as the original Safegarde® welded wire mesh panels.



Cogan® **FASTER.
LEANER.
BETTER.™**

TOOLS

Measuring tape

Chalk line

Hammer

Metal grinder

4ft Level

Hammer drill with $\varnothing 1/4$ " drill bit

$3/8$ " Reversible drill with #8 sq. bit and $3/8$ " hex head bit

$7/16$ " wrenches / sockets

Safety glasses

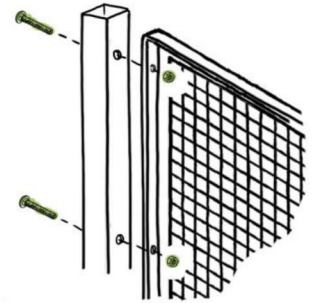
TO ENSURE PROPER DOOR CLOSURE AND INSTALLATION, CENTER TO CENTER SPACING OF THE POST IS CRITICAL.

THE DIMENSIONS ON THE INSTALLATION DRAWING MUST BE RESPECTED $\pm 1/8$ "

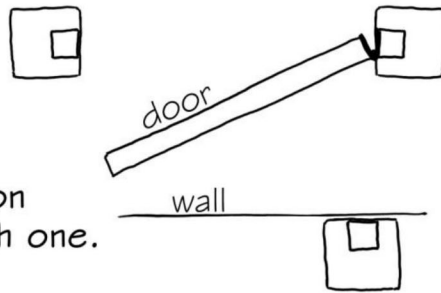


STEP 3 SIDE PANELS

Attach each side panel on posts using carriage bolts in all the pre-punched holes.

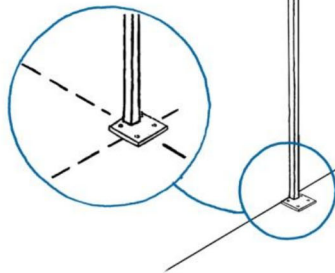


Baseplates are usually offset when against a wall or in a door opening. Refer to installation drawing for the location and orientation of each one.



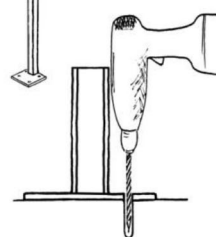
STEP 1 CENTERLINES

Using a chalk line, mark out the centerlines of each post (refer to installation drawings)

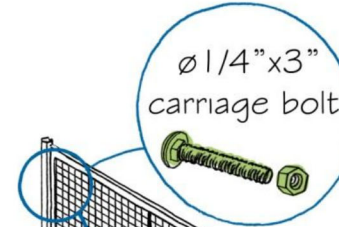


STEP 2 ANCHORS

Anchor the foot plates to the floor using $3/8$ "x $2\ 3/4$ " wedge bolt anchors (not provided)

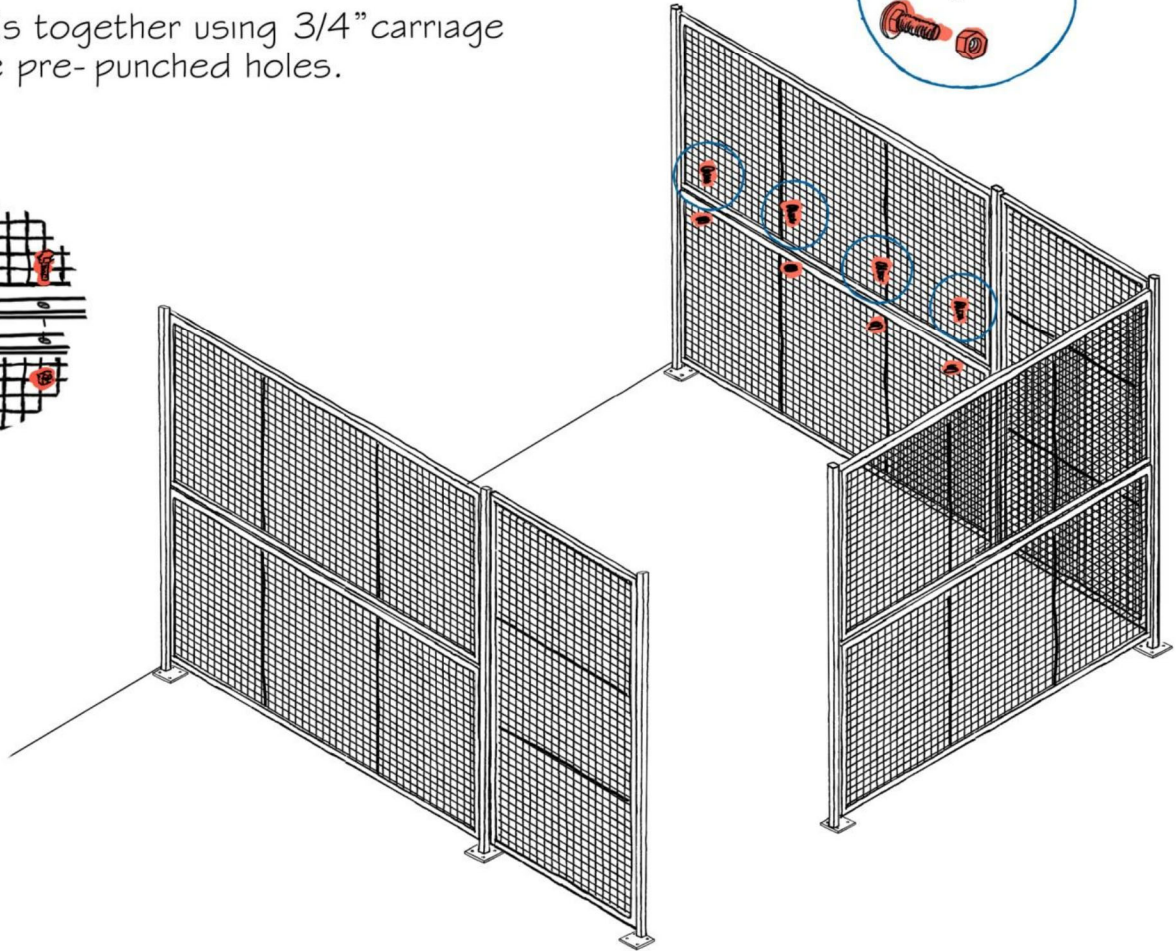
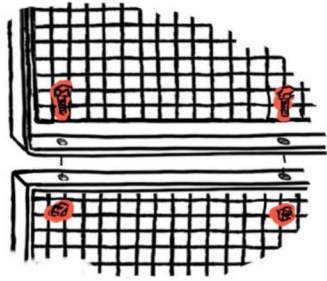


Hammer drill a hole with the same nominal diameter and at least as deep as the length of the anchor



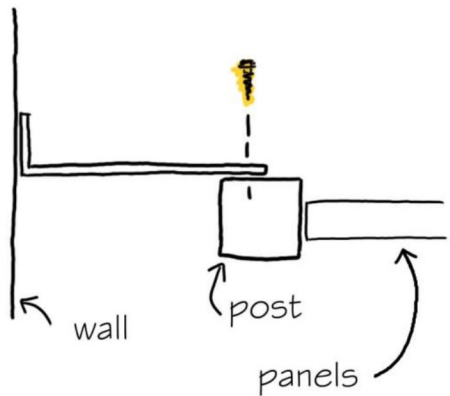
STEP 4 CONNECTING SIDE PANELS

Connect panels together using 3/4" carriage bolts in all the pre-punched holes.



OPTIONNAL PART FLEX PANELS

Fasten ø 1/4" hex head tek screw from the inside of partition post to attach the flex panel.



WALL BRACKETS

Use tek screw to fasten the brackets to the posts and anchors for the walls (not provided)

Refer to installation drawings for specific emplacement and quantity.



MATERIAL

■ WELDED WIRE MESH:

PANELS ARE MADE OF FRAMED WELDED WIRE MESH 2" X 2" X 10GA REINFORCED WITH TWO 1/2" ROUND BAR, DIVIDING PANELS IN EQUAL SECTIONS.

■ SHEET METAL:

PANELS ARE MADE OF FRAMED HEAVY DUTY CORRUGATED STEEL.

■ LEXAN:

PANELS ARE MADE OF FRAMED HEAVY DUTY 3/16" THICK TRANSPARENT LEXAN SHEET.

■ FRAMES ARE MADE OF STRUCTURAL ANGLE 1 1/4"X1 1/4" X 12GA STRUCTURALLY SHAPED FOR EXTRA STRENGTH AND RIGIDITY.

■ POSTS ARE MADE OF 2" X 2" X 16GA SQUARE SEAM WELDED TUBING, ENGINEERED FOR PERFECT SUPPORT AND RIGIDITY WELDED TO 6" X 6" X 1/4" BASE PLATE.

■ ALL NECESSARY ASSEMBLY FASTENERS SHALL BE PROVIDED. ANCHORS ARE NOT PROVIDED BY COGAN.

■ STANDARD COLORS (GRAY, BLUE OR YELLOW & BLACK COMBINATION WHEN USED AS PERIMETER GUARD) POWDER-COATED TOUGH FINISH.